





BOOK How To Install Headlight Assembly In A 2003 Honda Pilot.PDF. You can download and read online PDF file Book How To Install Headlight Assembly In A 2003 Honda Pilot only if you are registered here.Download and read online How To Install Headlight Assembly In A 2003 Honda Pilot PDF Book file easily for everyone or every device. And also You can download or readonline all file PDF Book that related with How To Install Headlight Assembly In A 2003 Honda Pilot book. Happy reading How To Install Headlight Assembly In A 2003 Honda Pilot Book everyone. It's free to register here to get How To Install Headlight Assembly In A 2003 Honda Pilot Book file PDF. file How To Install Headlight Assembly In A 2003 Honda Pilot Book Free Download PDF at Our eBook Library. This Book have some digitalformats such us : kindle, epub, ebook, paperbook, and another formats. Here is The Complete PDF Library

### **2003 Acura TI Headlight Manual - Tuovideo.it**

Read Online 2003 Acura TI Headlight Manual Go Wrong Using The Send To Kindle Feature. Xtreme Papers Igcse English Language Paper 2 , Hp Color Laserjet 4600 Service Manual , Midterm Exams And Answers , Plantronics Explorer 230 Manual Espanol , Hot Summer Kindle Edition Judy Powell , 2007 Honda Accord Ex L Quick Reference Guide , Hunter 1th, 2024

**🔗🔗Download 1967-honda-s90-wiring-headlight-full ...**

Title:   Download 1967-honda-s90-wiring-headlight-full-version PDF Author:   1967-honda-s90-wiring-headlight-full-version Subject 2th, 2024

## **How To Replace 2004 Honda Accord Headlight Bulb**

Namen Honda Fit.In China Wird Das Fahrzeug Seit Ende 2020 Auch Von Dongfeng-Honda Als Honda Life Vermarktet. Enfig Car Stereo - Factory Radio Integration And Replace Factory Radio. Honda. Accord 1998-2002. Add To Factory Radio; Accord 2003-2007. Add To Factory Radio; Civic 1999-2000. Add To Factory Radio; Civic 2001-2005. Add To Factory Radio ... 4th, 2024

## **1994 Honda Accord Headlight Relay Wiring**

1994 Honda Accord Lx Wiring Diagram Wiring Library, Honda Accord Headlight Best Place To Find Wiring And, Honda Accord Lo Beam Headlight Wiring Repair Easy 6th Generation 2002 Light Bulb, 96 Honda Accord Ignition Wiring Diagram Best Place To, 1994 Honda Accord Relay Fuse Location Wiring Forums, 1994 Honda Accord Headlight Relay Wiring Ebooks ... 3th, 2024

## **94 Honda Civic Headlight Wiring Diagram**

April 2nd, 2019 - 2001 Honda Accord Headlight Wiring Diagram - Thanks For Visiting My Website This ... 94 Honda Civic Radio Wiring Harness Tutej Net, Honda

Wire Information ... 1992 Honda Civic Wiring Diagram  
Wiring Diagrams, 96 97 98 Honda Civic Oem Headlight  
Fuse Box 4th, 2024

**Suzuki AN650 2003-2011+ Suzuki AN400  
2003-2011+ Honda ...**

Yamaha C3 2007-2011+ Yamaha Zuma125  
2009-2011+ Once This Has Been Written Down, Move  
On To The Next Hole Using The Same Magnet And  
Repeat Step 3. 4) Once All Four Holes Have Been Read,  
Place The Magnets Into The Holes Using The  
Orientation That Was Written Down Earlier. 5) While  
Holding The Magnets Against The Base Of The 3th,  
2024

**Honda City Brochure - Honda Cars India | Honda  
Hatchback ...**

CITY . Home H 4th Apr. 2020 Tuesda US B Cd • Phone .  
T:-iqz" 2 U) 11:11 HONDA CiTY . ENGIN STOP . 05:55 .  
Title: Untitled Created Date: 6/30/2021 5:51:04 PM ...  
1th, 2024

**To Install Or Not To Install...That Is The Question**

Although The Shop Did Never Had The Engine Apart  
And Had The Customer Sign The Invoice With A No-  
Warranty Customer-supplied Parts Disclaimer, The  
Customer Sued BOTH The Salvage Yard And The Shop  
For Actual Damages, PLUS \$25,000.00 In Punitive  
Damages. Th 2th, 2024

## **1. Install Java Oracle For Yum Install Java 1.6.0 Openjdk**

Download The Mirth Connect Installer For Unix (at The Time 0 4th, 2024

## **How To Install And Set Up Camtasia Install Camtasia Relay**

3. Next, Click On The Download Camtasia Relay Recorders Button. 4. Choose The Appropriate Download Version For Your Computer's Operating System And Follow Your Browsers Prompts To Download And Install Camtasia Relay. If You Want To Install Camtasia Relay On Your Hamline Work Computer, You 3th, 2024

## **QUICK INSTALL GUIDE Install The Enphase Encharge Storage ...**

The Enphase IQ Envoy™ Gateway Measures PV Production And Home Energy Consumption. The Enphase Storage System Senses When It Is Optimal To Charge Or Discharge The Battery So That Energy Is Stored When It Is Abundant And Used When Scarce. Encharge Storage Systems Are Capable Of Providing Backup Power When 3th, 2024

## **QUICK INSTALL Model Number: EP200G101-M240US00 Install ...**

QUICK INSTALL GUIDE Model Number:

EP200G101-M240US00 Install The Enphase Enpower Smart Switch To Install The Enphase Enpower™ Smart Switch And The Enphase Enpower Wall-mount Bracket, Read And 1th, 2024

**Install Confidence. Install Rain Bird.**

The 2003 - 2004 Rain Bird Landscape Irrigation Products Catalog Is Designed To Provide You With Product And Application Information In A Clear, Easy-to-use Format. In The “How To Use This Catalog” Section 3th, 2024

**Install Confidence. Install Rain Bird 1800 Spray Heads.**

That Rain Bird 1804 Spray Heads Consistently Outperform The Competition.\* \* Based On Tests Conducted At Rain Bird’s Product Research Center In Glendora, CA. Test Results Reflect A Comparison Of Rain Bird’s Products With Those Of Its Principal Competitors. Radius Reduction Screw Plastic MPR Nozzle 4th, 2024

**Install Confidence. Install Rain Bird ESP Modular Controllers.**

The ESP Modular's Rugged Construction proved Its Durability During Rigorous Drop Tests. Ease Of Use For Customers Rain Bird's Exclusive ESP-style Of Programming Is So Simple To Set-up, You'll Be On Your Next Job Faster Than Ever. The ESP Modular Features A

Durable Switch For Easy, Error-free Program Selection.  
The ESP Modular's Larger LCD Display 2th, 2024

### **Navara D40 Headlight Wiring Diagram - Venusdemo.com**

Nissan Navara D40 Wiring Diagram, Image Size 665 X 538 Px, And To View Image Details Please Click The Image.. Here Is A Picture Gallery About Nissan Navara D40 Wiring Diagram Complete With The Description Of The Image, Please Find The Image You Need. Page 5/12 4th, 2024

### **HEADLIGHT DIMMER SWITCHES - Atlas Obsolete Chrysler Parts**

1956 All CHRYSLER All IMPERIAL . HEADLIGHT DIMMER SWITCHES (CONT'D) ATLAS P/N QTY REQ PLYMOUTH DODGE DESOTO CHRYSLER/ IMPERIAL 838-238  
Headlight Switch 1 1956 All PLYMOUTH 838-239  
Headlight Switch 1 1956 W/ Manual Trans 838-240  
Headlight Switch 1 1956 W/ Powerflite 838-153  
Headlight Switch 1 1956 ... 2th, 2024

### **Audi A4 B6 Headlight Free Books - Biejloes.nl**

Acura Legend Headlight Bulb ManualWar, Readygen Nyc 5th Grade Workbook, 1992 Audi 100 Quattro Heater Hose Manual, Foxit Reader Manual, Guided Reading And Study Workbook Chapter 14 Human Heredity Answers, The Freud Reader Sigmund, Chapter 43 Ap Biology Reading Guide Answers 91 ACURA

LEGEND - Changing A Bad Headlight Bulb. In This Video I Will Explain Feb 1th, 20212007 Maintenance Schedule A3 ... 4th, 2024

## **Headlight Removal & Installation: BMW E90 (3 Series)**

Headlight Removal & Installation: BMW E90 (3 Series)  
DISCLAIMER Buyer Assumes Any And All Risk And Liability From The Installation And Use Of This Product. Seller, Author, Or Any Of Their Affiliates Assume No Liability For Injury, Loss, Incidental Or Consequential Damages Deriving From Installation And/or Use Of This Product. Tools Required: 2th, 2024

## **Peterbilt 379 Headlight Wiring Diagram**

KENWORTH TRAILER WIRING HARNESS FURTHER 3QPYJ  
1997 LINCOLN TOWN CAR SIGNATURE EMERGENCY  
FLASHERS IN ... '1990 Peterbilt 379 Headlight Wiring  
Diagram 1990 Wiring April 25th, 2018 - 1990 Peterbilt  
379 Headlight Wiring Diagram In Addition 2piig 2000  
Chevy Suburban Fuse Cause Along With 91 Chevy  
Lumina ... Occupancy Sensor Wiring Diagram Wireless  
... 1th, 2024

## **Headlight Relays - To Do Or Not To Do? - The MG Experience**

Typically, The Wiring On A Car Is Rated For A Nominal Current And Not Necessarily For Any Peak Current That May Occur. Due To The “nature Of The Beast”, Lamps

Take More Current When They Are Cold Compared To When They Are Hot. The Wiring Is Usually Rated For The “hot” Value. This Means The Wire May Be Thinner Than You Would Expect It To Be. 2th, 2024

### **1968 Chevy Headlight Switch Wiring Diagram**

1968 Chevy Headlight Switch Wiring Diagram Note Painless Performance Has Included 20 Extra Male And Female Bulkhead Terminals In This Harness Kit You ... Wiring 1967 Chevy The Wiring Diagram On The Opposite Hand Is Particularly Beneficial To An Outside Electrician ... Following 1968 Ford Mustang Headlight Switch Diagram Image Have Been ... 3th, 2024

### **AUTOMATIC HEADLIGHT BEAM LEVEL CONTROL ... - Club LEXUS Russia**

The DTC Can Be Accessed The Use Of The Hand-held Tester. For Details, See The 2004 LEXUS RX330 Repair Manual (Pub. No. RM1027U). The Table Below Indicates The DTCs That Are Associated With This System. DTC No. Detection Item DTC No. Detection Item B2410 Headlight Swivel ECU LH Communication Malfunction B2416 Height Control Sensor Malfunction B2411 3th, 2024

### **04 Grand Marquis Headlight Wiring Diagram**

Honda XI 600 Service Manual - Campaignbox.net Andra, The Best Preliminary Education For The Study Of Medicine Classic Reprint, Glass Ionomers In



Dentistry, 04 Grand Marquis Headlight Wiring Diagram, 2003 Dodge Caravan Owners Manual, Optics Light And Lasers 1th, 2024

## **Isuzu Npr Headlight Wiring Diagram - Study & Research**

Free Isuzu Wiring Diagram - Youtube Totally Free Isuzu Wiring Diagram! Isuzu Npr Wiring Diagram - Wiring Diagram Isuzu Tail Light Wiring Color Code Diagrams Data. Isuzu N Series Elf Trucks Wiring Trooper Glow Plug Diagram 2000 Box Truck 1991 Npr For A 1993 36 Service Manuals Free 1994 Er Motor Headlight Full 5 2 From The 2006 Tail Light Fuse ... 3th, 2024

There is a lot of books, user manual, or guidebook that related to How To Install Headlight Assembly In A 2003 Honda Pilot PDF in the link below:

[SearchBook\[MTAvMzI\]](#)